

HADRONIC DECAYS OF B MESONS*

T.E. BROWDER

University of Hawaii at Manoa
Honolulu, HI 96822, USA

(Received January 14, 1997)

We review recent experimental results on hadronic decays and lifetimes of hadrons containing b and c quarks (T.E. Browder, K. Honscheid, D. Pedrini, UH-515-848-96). We discuss charm counting and the semileptonic branching fraction in B decays, the color suppressed amplitude in B decay, and the search for gluonic penguins in B decay.

PACS numbers: 13.30. Eg

1. Charm counting and the semileptonic branching fraction

1.1. The Experimental Observations

A complete picture of inclusive B decay is beginning to emerge from recent measurements by CLEO II and the LEP experiments. These measurements can be used to address the question of whether the hadronic decay of the B meson is compatible with its semileptonic branching fraction.

Three facts emerge from the experimental examination of inclusive B decay:

$$n_c = 1.15 \pm 0.05,$$

where n_c is the number of charm quarks produced per B decay taking an average of ARGUS, CLEO 1.5, and CLEO II results and using $\mathcal{B}(D^0 \rightarrow K^- \pi^+) = (3.76 \pm 0.15\%)$ [3].

$$\mathcal{B}(B \rightarrow X l \nu) = 10.23 \pm 0.39\%.$$

This value is the average of the CLEO and ARGUS model independent measurements using dileptons. The third quantity is calculated from the inclusive $B \rightarrow D_s$, $B \rightarrow (c\bar{c})X$, and $B \rightarrow \Xi_c$ branching fractions,

$$\mathcal{B}(b \rightarrow c\bar{c}s) = 0.158 \pm 0.028\%.$$

* Presented at the Cracow International Symposium on Radiative Corrections to the Standard Model, Cracow, Poland, August 1-5, 1996.

This value is determined assuming no contribution from $B \rightarrow D$ decays, an assumption which can be checked using data.

1.2. Theoretical interpretation

In the usual parton model, it is difficult to accommodate a low semileptonic branching fraction unless the hadronic width of the B meson is increased [4].

The explanations for the semileptonic branching fraction which have been proposed can be formulated by expressing the hadronic width of the B meson in terms of three components:

$$\Gamma_{hadronic}(b) = \Gamma(b \rightarrow c\bar{c}s) + \Gamma(b \rightarrow c\bar{u}d) + \Gamma(b \rightarrow s g).$$

If the semileptonic branching fraction is to be reduced to the observed level, then one of these components must be enhanced.

A large number of explanations have been proposed in the last few years. These explanations can be logically classified as follows:

1. An enhancement of $b \rightarrow c\bar{c}s$ due to large QCD corrections or the breakdown of local duality [5-8].
2. An enhancement of $b \rightarrow c\bar{u}d$ due to non-perturbative effects [9-12].
3. An enhancement of $b \rightarrow s g$ or $b \rightarrow d g$ from New Physics [13-15].
4. The cocktail solution: For example, if both the $b \rightarrow c\bar{c}s$ and the $b \rightarrow c\bar{u}d$ mechanisms are increased, this could suffice to explain the inclusive observations.
5. There might also be a systematic experimental problem in the determination of either n_c , $\mathcal{B}(b \rightarrow c\bar{c}s)$, or $\mathcal{B}(B \rightarrow X\ell\nu)$ [16].

1.3. Other experimental clues

Inclusive charm particle-lepton correlations can be used to probe the B decay mechanism and give further insight into this problem. High momentum leptons are used $p_\ell > 1.4$ GeV to tag the flavor of the B. The angular correlation between the meson and the lepton is then employed to select events in which the tagging lepton and meson are from different Bs. When the lepton and meson originate from the same B meson they tend to be back to back, whereas when the meson and leptons come from different B mesons they are uncorrelated. After this separation is performed, wrong sign correlations from $B - \bar{B}$ mixing must be subtracted. Since the mixing rate is well measured, this correction is straightforward and has little uncertainty.

This technique has been applied previously to several types of correlations of charmed hadrons and leptons. For example, the sign of A_c -lepton

correlations distinguishes between the $b \rightarrow c\bar{u}d$ and the $b \rightarrow c\bar{c}s$ mechanisms. It was found that the $b \rightarrow c\bar{c}s$ mechanism comprises $19 \pm 13 \pm 4\%$ of $B \rightarrow A_c$ decays [17]. Similarly, examination of D_s -lepton correlations shows that most D_s mesons originate from $b \rightarrow c\bar{c}s$ rather than from $b \rightarrow c\bar{u}d$ with $s\bar{s}$ quark popping at the lower vertex. In this case, it was found that $17.2 \pm 7.9 \pm 2.6\%$ of the D_s mesons originate from the latter mechanism [18]. The same experimental technique has now been applied to D -lepton correlations.

The conventional $b \rightarrow c\bar{u}d$ mechanism which was *previously assumed* to be responsible for all D production in B decay will give $D - \ell^+$ correlations. If a significant fraction of D mesons arise from $b \rightarrow c\bar{c}s$ with light quark popping at the upper vertex. This new mechanism proposed by Buchalla, Dunietz, and Yamamoto will give $D - \ell^-$ correlations [6].

Preliminary results of this study have been presented by CLEO II which finds, $\Gamma(B \rightarrow D X)/\Gamma(B \rightarrow \bar{D} X) = 0.107 \pm 0.029 \pm 0.018$ [19]. This implies a new contribution to the $b \rightarrow c\bar{c}s$ width

$$\mathcal{B}(B \rightarrow D X) = 0.081 \pm 0.026.$$

ALEPH finds evidence for $B \rightarrow D^0 \bar{D}^0 X + D^0 D^{\mp} X$ decays with a substantial branching fraction of $12.8 \pm 2.7 \pm 2.6\%$ [20]. DELPHI reports the observation of $B \rightarrow D^{*+} D^{*-} X$ decays with a branching fraction of $1.0 \pm 0.2 \pm 0.3\%$ [23], [24]. Since CLEO has set upper limits on the Cabibbo suppressed exclusive decay modes $B \rightarrow D \bar{D}$ and $B \rightarrow D^* \bar{D}^*$ in the 10^{-3} range, [25] this implies that the signals observed by ALEPH and DELPHI involve the production of a pair of D mesons and additional particles. The rate observed by ALEPH is consistent with the rate of wrong sign D -lepton correlation reported by CLEO. It is possible that these channels are actually resonant modes of the form $B \rightarrow D D_s^{**}$ decays, where the p-wave D_s^{**} or radially excited D_s' decays to $\bar{D}^{(*)} \bar{K}$ [26].

We can now recalculate

$$\mathcal{B}(b \rightarrow c\bar{c}s) = 0.239 \pm 0.038,$$

which would suggest a larger charm yield ($n_c \sim 1.24$). This supports hypothesis (1), large QCD corrections in $b \rightarrow c\bar{c}s$. *BUT the charm yield n_c as computed in the usual way is unchanged.* The contribution of $B \rightarrow D \bar{D} K X$ was properly accounted for in the computation of n_c . This suggests that the experimental situation is still problematic. Is there an error in the normalization $\mathcal{B}(D^0 \rightarrow K^- \pi^+)$? Or is there still room for enhanced $\mathcal{B}(b \rightarrow c\bar{u}d)$?

We note that ALEPH and OPAL have recently reported a value for n_c in $Z \rightarrow b\bar{b}$ decay [21], [22]. ALEPH finds $n_c^Z = 1.230 \pm 0.036 \pm 0.038 \pm 0.053$. The

rate of D_s and A_c production is significantly higher than what is observed at the $\Upsilon(4S)$. It is not clear whether the quantity being measured is the same as n_c at the $\Upsilon(4S)$, which would be the case if the spectator model holds and if the contribution of B_s and A_b could be neglected. OPAL reports a somewhat lower value of $n_c = 1.10 \pm 0.045 \pm 0.060 \pm 0.037$ after correcting for unseen charmonium states. OPAL assumes no contribution from Ξ_c production while ALEPH includes a fairly large contribution from this source.

There are other implications of these observations. A B decay mechanism with a $\mathcal{O}(10\%)$ branching fraction has been found which was not previously included in the CLEO or LEP Monte Carlo simulations of B decay. This may have consequences for other analyses of particle-lepton correlations. For example, CLEO has re-examined the model independent dilepton measurement of $\mathcal{B}(B \rightarrow X\ell\nu)$. Due to the lepton threshold of 0.6 GeV and the soft spectrum of leptons, the CLEO measurement is fortuitously unchanged. It is also important to check the size of this effect in LEP measurements of the B semileptonic branching fraction using dileptons.

2. The sign of the color suppressed amplitude and lifetimes

The sign and magnitude of the color suppressed amplitude can be determined using several classes of decay modes in charm and bottom mesons. The numerical determination assumes factorization and uses form factors from various phenomenological models.

For D decay one uses exclusive modes such as $D \rightarrow K\pi$, $D \rightarrow K\rho$ etc., and obtains

$$a_1 = 1.10 \pm 0.03, \quad a_2 = -0.50 \pm 0.03.$$

The destructive interference observed in two body D^+ decays leads to the $D^+ - D^0$ lifetime difference.

For B decay, one can find the magnitude of $|a_1|$ from the branching fractions for the decay modes $\bar{B}^0 \rightarrow D^{(*)}\pi^-$, $\bar{B}^0 \rightarrow D^{(*)}\rho^-$. This gives $|a_1| = 1.06 \pm 0.03 \pm 0.06$. One can also extract $|a_1|$ from measurements of branching fractions $B \rightarrow D^{+, (0)} D_s^{(*)-}$. The magnitude $|a_2|$ can be determined from the branching fractions for $B \rightarrow \psi K^{(*)}$. This yields $|a_2| = 0.23 \pm 0.01 \pm 0.01$.

The value of a_2/a_1 can be found by comparing B^- decays where both the external and spectator diagrams contribute to \bar{B}^0 decays where only the external spectator decays contribute. For example, the model of Neubert et al. predicts the following ratios:

$$R_1 = \frac{\mathcal{B}(B^- \rightarrow D^0\pi^-)}{\mathcal{B}(\bar{B}^0 \rightarrow D^+\pi^-)} = (1 + 1.23a_2/a_1)^2, \quad (1)$$

$$R_2 = \frac{\mathcal{B}(B^- \rightarrow D^0 \rho^-)}{\mathcal{B}(\bar{B}^0 \rightarrow D^+ \rho^-)} = (1 + 0.66a_2/a_1)^2, \quad (2)$$

$$R_3 = \frac{\mathcal{B}(B^- \rightarrow D^{*0} \pi^-)}{\mathcal{B}(\bar{B}^0 \rightarrow D^{*+} \pi^-)} = (1 + 1.29a_2/a_1)^2, \quad (3)$$

$$R_4 = \frac{\mathcal{B}(B^- \rightarrow D^{*0} \rho^-)}{\mathcal{B}(\bar{B}^0 \rightarrow D^{*+} \rho^-)} \approx (1 + 0.75a_2/a_1)^2. \quad (4)$$

Using the latest branching fractions, we find

$$a_2/a_1 = 0.26 \pm 0.05 \pm 0.09,$$

where the second error is due to the uncertainty ($\sim 20\%$) in the relative production of B^+ and B^0 mesons at the $\Upsilon(4S)$. There are a number of uncertainties which could significantly modify the magnitude of a_2/a_1 . For example, the ratios of some heavy-to-heavy to heavy-to-light form factors is needed (*e.g.* $B \rightarrow \pi/B \rightarrow D$). An estimate of this uncertainty is given by comparing the value of a_2/a_1 determined using form factors from the model of Neubert *et al.* with the value obtained using form factors from the model of Deandrea *et al.* We also note the effect of including the $B \rightarrow VV$ mode for which the form factors have somewhat larger theoretical uncertainties. It is important to remember that this determination also assumes the factorization hypothesis. From Fig. 1 it is clear that the large error on the relative production of B^+ and B^0 mesons is the most significant uncertainty in the determination of a_2/a_1 .

As shown in Fig. 1 this is consistent with the ratio $|a_2|/|a_1|$ where $|a_2|$ is computed from $B \rightarrow \psi$ modes and $|a_1|$ is computed from $\bar{B}^0 \rightarrow D^{(*)}\pi, D^{(*)}\rho$ modes. Although the result is surprisingly different from what is observed in hadronic charm decay (see Fig. 2) and from what is expected in the $1/N_c$ expansion, Buras claims that the result can be accommodated in NLO QCD calculations [27].

If the constructive interference which is observed in these B^+ decays is present in all B^+ decays, then we expect a significant $B^+ - B^0$ lifetime difference ($\tau_{B^+}^+ < \tau_{B^0}$), of order 15 – 20%. This is only marginally consistent with experimental measurements of lifetimes; the world average computed in our review [1] is

$$\tau_{B^+}/\tau_{B^0} = 1.00 \pm 0.05.$$

It is possible that the hadronic B^+ decays that have been observed to date are atypical. The remaining higher multiplicity B^+ decays could have destructive interference or no interference. Or perhaps there is a mechanism which also enhances the \bar{B}^0 width to compensate for the increase in the B^+ width and which maintains the B^+/B^0 lifetime ratio near unity.

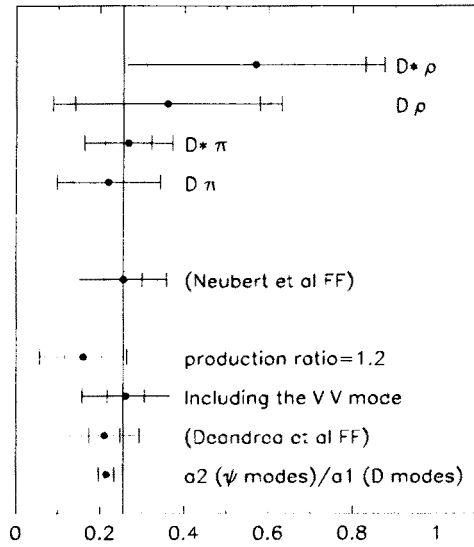


Fig. 1. Values of a_2/a_1 determined from beauty decay modes. The top four points show the values extracted from the individual decay modes. The bottom four points with error bars show how the result changes when various assumptions are modified.

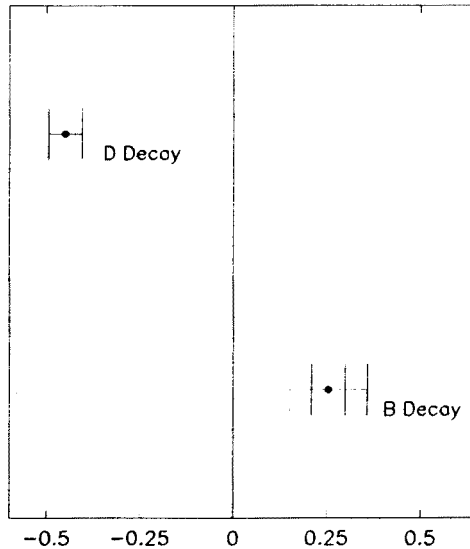


Fig. 2. Values of a_2/a_1 determined from hadronic charm and hadronic beauty decay modes.

Such a mechanism would be relevant to the charm counting and semileptonic branching fraction problem. In either case, there will be experimental consequences in the pattern of hadronic B branching fractions. CLEO can experimentally compare other B^- and B^0 decays including $D^{**}\pi^-$ and $D^{**}\rho^-$ as well decays to $D^{(*)}a_1^-$, $a_1^- \rightarrow \rho^0\pi^-$ and $D^{(*)}b_1^-$, $b_1^- \rightarrow \omega\pi^-$ to check the first possibility.

3. The search for the gluonic penguin

It is important to measure the size of $\mathcal{A}(b \rightarrow s g)$, the amplitude for the gluonic penguin, in order to interpret the CP violating asymmetries which will be observed at future facilities. Gluonic penguin modes will also be used to search for direct CP violation at future facilities.

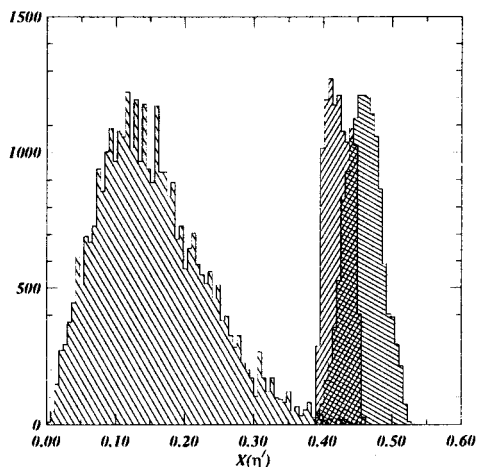


Fig. 3. Monte Carlo distributions for inclusive $B \rightarrow \eta'$ production as a function of scaled η' momentum. The relative normalization is arbitrary. The $b \rightarrow c$ mechanism is dominant below $x = 0.4$. The region above $x > 0.4$ may contain contributions from internal spectator decays such as $\bar{B}^0 \rightarrow D^{(*)}\eta'$ (cross-hatched to the left) as well as $b \rightarrow sg^*$, $g^* \rightarrow q\bar{q}$ decays such as $B \rightarrow K^{(n)}\eta'$ (cross-hatched to the right).

CLEO-II has observed a signal in the sum of $\bar{B}^0 \rightarrow K^+\pi^-$ and $\bar{B}^0 \rightarrow \pi^+\pi^-$ with a branching fraction of $(1.8_{-0.5}^{+0.6+0.2}) \times 10^{-5}$ and for the individual modes $\mathcal{B}(B^0 \rightarrow \pi^+\pi^-) < 2.0 \times 10^{-5}$, $\mathcal{B}(B^0 \rightarrow K^+\pi^-) < 1.7 \times 10^{-5}$. Similar results with consistent branching fractions have been reported by DELPHI [28] and ALEPH [29]. CLEO-II has also observed a signal in the sum of $B^- \rightarrow K^-\omega$ and $B^- \rightarrow \pi^-\omega$ [30]. The combined branching fraction is $(2.8 \pm 1.1 \pm 0.5) \times 10^{-5}$. In all of these cases, due to the paucity of events

and the difficulty of distinguishing high momentum kaons and pions, the conclusion is that either $b \rightarrow u$ or $b \rightarrow s g$ decays or a combination of the two processes has been observed.

Another approach using quasi-inclusive decays is described in a recent CLEO contribution [31]. At the $\Upsilon(4S)$, two body decays from $b \rightarrow s g$ can be distinguished from $b \rightarrow c$ decays by examination of the inclusive particle momentum spectrum; the $b \rightarrow s g$ decays populate a region beyond the kinematic limit for $b \rightarrow c$. This approach has been applied to inclusive η' , K_s , and ϕ production.

A search for inclusive signatures of $b \rightarrow s$ gluon rather than exclusive signatures has two possible advantages. The inclusive rate may be calculable from first principles and is expected to be at least an order of magnitude larger than the rate for any exclusive channel. For example, the branching fraction for $b \rightarrow sq\bar{q}$ (where $q = u, d, s$) is $\mathcal{O}(1\%)$ [32, 33] and the branching fraction for the inclusive process $b \rightarrow s\bar{s}s$ is expected to be $\sim 0.23\%$ in the Standard Model [33], while low multiplicity decay modes such as $\bar{B}^0 \rightarrow \phi K_s$ or $\bar{B}^0 \rightarrow K^-\pi^+$ are expected to have branching fractions of order 10^{-5} . The disadvantage of employing an inclusive method is the severe continuum background that must be subtracted or suppressed.

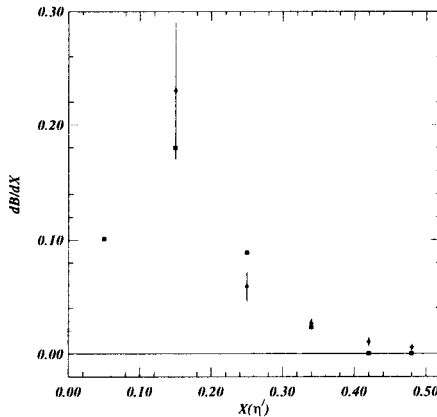


Fig. 4. Branching fraction for inclusive $B \rightarrow \eta'$ production as a function of scaled η' momentum. The points with error bars are measurements. The squares are the predictions of the CLEO Monte Carlo simulation. The kinematic range $0.4 < x < 0.5$ is used for the gluonic penguin search.

The decay $B \rightarrow \eta' X_s$, where X_s denotes a meson containing an s quark, is dominated by the gluonic penguins, $b \rightarrow sg^* g^* \rightarrow s\bar{s}$, $g^* \rightarrow u\bar{u}$ or $g^* \rightarrow d\bar{d}$. The decay $B \rightarrow K_s X$, where X denotes a meson which contains no s quark, arises from a similar gluonic penguin, $b \rightarrow sg^* \rightarrow s\bar{d}$.

An analogous search for $b \rightarrow sg^*$, $g^* \rightarrow s\bar{s}$ was carried out by CLEO using high momentum ϕ production [36]. In the search for high momentum ϕ production, limits were obtained using two complementary techniques. A purely inclusive technique with shape cuts gave a limit $\mathcal{B}(B \rightarrow X_s\phi) < 2.2 \times 10^{-4}$ for $2.0 < p_\phi < 2.6$ GeV. Using the B reconstruction technique, in which combinations of the ϕ candidate, a kaon, and up to 4 pions were required to be consistent with a B candidate, gave a limit of $\mathcal{B}(B \rightarrow X_s\phi) < 1.1 \times 10^{-4}$ for $M_{X_s} < 2.0$ GeV, corresponding to $p_\phi > 2.1$ GeV. These results can be compared to the Standard Model calculation of Deshpande *et al.* [34], which predicts that the branching fraction for this process should lie in the range $(0.6 - 2.0) \times 10^{-4}$ and that 90% of the ϕ mesons from this mechanism will lie in the range of the experimental search. Ciuchini *et al.* [35] predict a branching fraction for $\mathcal{B}(B \rightarrow X_s\phi)$ in the range $(1.1 \pm 0.9) \times 10^{-4}$. One sees that the sensitivity of the inclusive method is nearly sufficient to observe a signal from Standard Model $b \rightarrow sg$.

Using the purely inclusive technique, a modest excess was observed in the signal region for quasi two-body $B \rightarrow \eta' X_s$ decays. A 90% confidence level upper limit of for the momentum interval $0.39 < x_{\eta'} < 0.52$,

$$\mathcal{B}(B \rightarrow \eta' X_s) < 1.7 \times 10^{-3}$$

is obtained. Further work is in progress to improve the sensitivity in this channel. Examination of high momentum K_s production shows no excess and gives a 90% confidence level upper limit of

$$\mathcal{B}(B \rightarrow K_s X) < 7.5 \times 10^{-4}$$

for $0.4 < x_{K_s} < 0.54$. We expect that gluonic penguin decays will be observed in the near future by CLEO. More theoretical work is required to convert the limits presented here as well as future observations into constraints on the quark level process $b \rightarrow sg^*$, $g^* \rightarrow q\bar{q}$.

REFERENCES

- [1] T.E. Browder, K. Honscheid, D. Pedrini, UH-515-848-96, OHSTPY-HEP-E-96-006, to appear in the 1996 edition of *Annu. Rev. Nucl. Part. Sci.*
- [2] T.E. Browder, K. Honscheid, *Progress in Nuclear and Particle Physics*, Vol. 35, ed. K. Faessler, 1995, p. 81-220.
- [3] J. D. Richman, contribution to the Proceedings of the ICHEP 96 Conference in Warsaw. The value of n_c is quite sensitive to the D branching fraction scale. A lower value for n_c is computed by Richman by using a slightly higher world average for $\mathcal{B}(D^0 \rightarrow K^- \pi^+)$ that incorporates a recent measurement from ALEPH.

- [4] I.I. Bigi, B. Blok, M. Shifman, A. Vainshtein, *Phys. Lett.* **B323**, 408 (1994).
- [5] A. Falk, M. Wise, I. Dunietz, *Phys. Rev.* **D51**, 1183 (1995); *Phys. Lett.* **73**, 1075 (1995).
- [6] M. Buchalla, I. Dunietz, H. Yamamoto, *Phys. Lett.* **B364**, 188 (1995).
- [7] E. Bagan, P. Ball, V. Braun, P. Gosdzinsky, *Nucl. Phys.* **B432**, 3 (1994); *Phys. Lett.* **342**, 362 (1995) and Erratum; *Phys. Lett.* **B374**, 363 (1996).
- [8] W.F. Palmer, B. Stech, *Phys. Rev.* **D48**, 4174 (1993).
- [9] K. Honscheid, K.R. Schubert, R. Waldi, *Z. Phys.* **C63**, 117 (1994).
- [10] M. Neubert, CERN-TH-96-120, hep-ph/9605256
- [11] G. Altarelli, G. Martinelli, S. Petrarca, F. Rapuano, CERN-TH-96-77, hep-ph/9604202. Also see the contribution of Altarelli, this issue.
- [12] I.L. Grach, I.M. Narodetskii, G. Simula, K.A. Ter-Martirosyan, hep-ph/9603239.
- [13] A. L. Kagan, *Phys. Rev.* **D51**, 6196 (1995).
- [14] L. Roszkowski, M. Shifman, *Phys. Rev.* **D53**, 404 (1996).
- [15] B. Grzadowski, W.S. Hou, *Phys. Lett.* **B272**, 383 (1992).
- [16] I. Dunietz, FERMILAB-PUB-96/104-T
- [17] R. Anmar *et al.*, (CLEO Collaboration), preprint CLNS-96-140, submitted to PRL.
- [18] X. Fu *et al.*, (CLEO Collaboration), CLEO-CONF 95-11.
- [19] Y. Kwon (CLEO Collaboration), contribution to the Proceedings of the 1996 Rencontres de Moriond, Editions Frontieres.
- [20] ALEPH Collaboration, ICHEP96 PA05-060
- [21] D. Buskulic *et al.*, (ALEPH Collaboration), CERN-PPE/96-117, submitted to *Phys. Lett.* **B**.
- [22] G. Alexander *et al.*, (OPAL Collaboration), CERN-PPE/96-51, submitted to *Z. Phys.* **C**.
- [23] DELPHI Collaboration, ICHEP96 PA01-108, DELPHI 96-97 CONF 26.
- [24] M. Feindt, this issue.
- [25] M. Bishai *et al.*, (CLEO Collaboration), CLEO-CONF 96-10, ICHEP96, PA05-072
- [26] B. Blok, M. Shifman, N. Uraltsev, preprint CERN-TH/96-252 and hep-ph/9610515.
- [27] A.J. Buras, *Nucl. Phys.* **B434**, 606 (1995).
- [28] W. Adam *et al.*, (DELPHI Collaboration), CERN-PPE 96-67
- [29] D. Buskulic *et al.*, (ALEPH Collaboration), CERN-PPE 96-104.
- [30] B. Barish *et al.*, (CLEO Collaboration), CLEO CONF 96-23, ICHEP96 PA05-095.
- [31] M. Artuso *et al.*, (CLEO Collaboration), CLEO CONF 96-18, ICHEP96 PA05-73.
- [32] R. Grigjanis, P.J. O'Donnell, M. Sutherland, and H. Navelet, *Phys. Lett.* **B224**, 209 (1989).
- [33] N. G. Deshpande, X.-G. He, J. Trampetic. *Phys. Lett.* **B377**, 161 (1996).

- [34] N. G. Deshpande, G. Eilam, X.-G. He , J. Trampetic, *Phys. Lett.* **B366**, 300 (1996).
- [35] M. Ciuchini, E. Gabrielli, G.F. Guidice, CERN-TH-96-073, hep-ph/9604438 and private communication.
- [36] K. W. Edwards *et al.*, (CLEO Collaboration), CLEO CONF 95-8.