

TOTAL CROSS-SECTIONS AND BLOCH–NORDSIECK
GLUON RESUMMATION*

G. PANCHERI

INFN, Frascati National Laboratories, I00044 Frascati, Italy

R.M. GODBOLE

Centre for High Energy Physics, Indian Institute of Science
Bangalore, 560 012, India

A. GRAU

Departamento de Física Teórica y del Cosmos, Universidad de Granada, Spain

AND Y.N. SRIVASTAVA

Physics Department and INFN, University of Perugia, Perugia, Italy

(Received October 26, 2004)

The physics underlying the fall and eventual rise in various total cross-sections at high energies has been investigated over a decade using a model based on the Bloch–Nordsieck resummation in QCD. Here a brief review of our latest results is presented and comparison made with experimental data on pp , γ –proton and $\gamma\gamma$ total cross-sections.

PACS numbers: 12.38.–t, 13.60.Hb, 13.85.Lg

1. Introduction

Total cross-sections at high energies provide significant information about the distribution of the constituents and the nature of their interaction at very short distances. Even though QCD is the fundamental theory for strong interactions, our lack of knowledge about the confinement of quarks and

* Presented by G. Pancheri at the XXXIV International Symposium on Multiparticle Dynamics, Sonoma County, California, USA, July 26–August 1, 2004.

glue has not allowed a first principle determination of hadronic total cross-sections and hence one has to resort to phenomenological models. Over several years we have developed and refined a model based on a Bloch–Nordsieck (BN) resummation of soft partons. Through it, we have been improving our understanding of the observed variations in the cross-sections, in a quantitative way. Details of our work and its evolution, can be followed through references [1–8]. A short summary of data for various processes and their comparison with our model predictions are discussed in the subsequent sections. Given the paucity of space, we shall only focus on the energy dependences in pp , γp and $\gamma\gamma$ reactions and the uncertainties therein present.

2. QCD and the energy dependence of total cross-sections

In Fig. 1, we show a comparison of the energy dependence in different processes. The data show a clear initial fall and eventual rise in the total cross-sections for all processes.

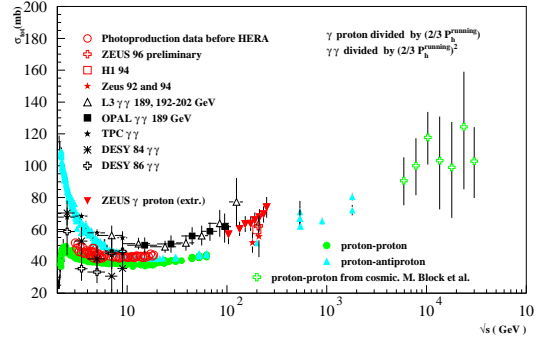


Fig. 1. $pp/\bar{p}p, \gamma p$ and $\gamma\gamma$ total cross-sections. The scaling factor to compare photons on the same scale is obtained from quark counting rules and VMD.

The uncertainties in the data for γp [9–12] and $\gamma\gamma$ [13, 14] are shown in Fig. 2 and Fig. 3.

Theoretically, perturbative QCD provides a natural mechanism to explain the rise with energy of total cross-sections. As the hadronic c.m. energy increases from 5 to 10^4 GeV the number of parton collisions increases. In this approach, it is the rise with energy of the jet cross-section

$$\sigma_{\text{jet}} = \int_{p_{t\text{min}}}^{\sqrt{s}/2} dp_t \int_{4p_t^2/s}^1 dx_1 \int_{4p_t^2/(x_1 s)}^1 dx_2 \sum_{i,j,k,l} f_{i|a}(x_1) f_{j|b}(x_2) \frac{d\hat{\sigma}_{ij \rightarrow kl}(\hat{s})}{dp_t}, \quad (2.1)$$

which drives the rise of the total cross-section. This quantity depends strongly on $p_{t\text{min}}$, the minimum transverse momentum of the produced jets

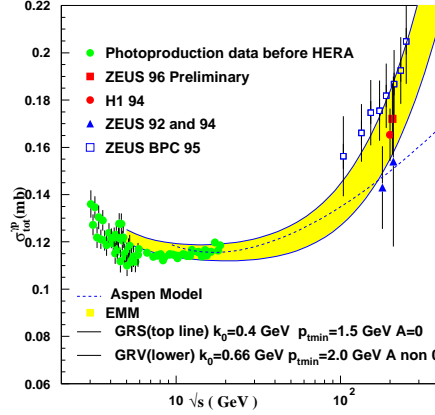


Fig. 2. Photoproduction data compared with predictions from the Aspen model and the EMM.

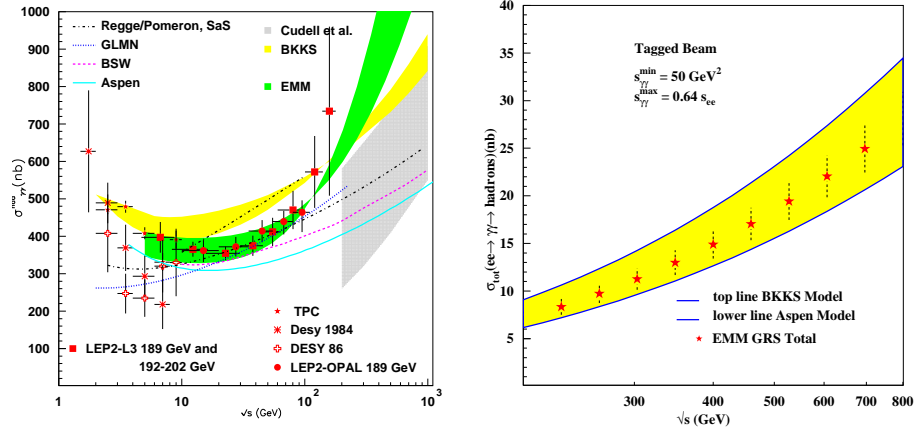


Fig. 3. At left we show $\gamma\gamma$ cross-section data compared with predictions from different models. At right the corresponding predictions for e^+e^- hadronic cross-sections in the EMM, Aspen and BKKS models.

and can be calculated by convoluting the parton densities for protons and photons. To satisfy unitarity, the jet cross-sections are embedded into the eikonal formalism. In this Eikonal Minijet Model (EMM) the total cross-section is given by

$$\sigma_{\text{tot}} = 2 \int d^2\vec{b} \left[1 - e^{-n(b,s)/2} \right], \quad (2.2)$$

where $n(b, s)$ is the average number of inelastic collisions at impact parameter b . Introducing a separation between the soft and hard contributions and

assuming factorization of the impact parameter and energy dependence we can write

$$n(b, s) = n_{\text{soft}} + n_{\text{hard}} = A_{\text{soft}}(b)\sigma_{\text{soft}} + A_{\text{jet}}(b)\sigma_{\text{jet}}, \quad (2.3)$$

where σ_{jet} drives the rise and the function $A(b)$ represents the impact parameter distribution of partons in the collision.

In the simplest EMM formulation $A(b)$ is obtained through convolution of the electromagnetic form factors of the colliding particles, *i.e.*

$$A_{ab}(b) \equiv A(b; k_a, k_b) = \frac{1}{(2\pi)^2} \int d^2\vec{q} e^{iq \cdot b} \mathcal{F}_a(q, k_a) \mathcal{F}_b(q, k_b). \quad (2.4)$$

This model is unable to describe — without further adjustments — the experimental data for total cross-sections in all the energy range. This can be seen in Fig. 2 where data for γp cross-section are compared with a band corresponding to different sets of parameters in the EMM. Similarly, we show in Fig. 3 $\gamma\gamma$ cross section data and its comparison with various models, EMM [3], Regge–Pomeron [15], Aspen [16], BSW [17], GLMN [18], Cuddell *et al.* [19], BKKS [20]. The predictions for $e^+e^- \rightarrow \text{hadrons}$ cross-section appear in Fig. 3 for the Aspen [16], EMM [3] and BKKS [20] models.

2.1. Energy dependence of soft gluon emission

A more realistic EMM is obtained taking into account soft gluon emission from initial state valence quarks. In this model, the impact parameter distribution of partons is obtained as the Fourier transform of the transverse momentum distribution of the colliding partons computed through soft gluon resummation techniques. The resulting expression is

$$A_{\text{BN}} = \frac{e^{-h(b,s)}}{\int d^2\vec{b} e^{-h(b,s)}}, \quad (2.5)$$

where

$$h(b, s) = \frac{8}{3\pi} \int_0^{q_{\text{max}}} \frac{dk}{k} \alpha_s(k^2) \ln \left(\frac{q_{\text{max}} + \sqrt{q_{\text{max}}^2 - k^2}}{q_{\text{max}} - \sqrt{q_{\text{max}}^2 - k^2}} \right) [1 - J_0(kb)]. \quad (2.6)$$

The upper limit q_{max} is the maximum energy allowed to each single soft gluon emitted in the collision and can be calculated for hard processes (those with

$p_t^{\text{parton}} \geq p_{t\min}$) by averaging over the valence parton densities, *i.e.*

$$M \equiv \langle q_{\max}(s) \rangle = \frac{\sqrt{s}}{2} \frac{\sum_{i,j} \int \frac{dx_1}{x_1} f_{i/a}(x_1) \int \frac{dx_2}{x_2} f_{j/b}(x_2) \sqrt{x_1 x_2} \int_{z_{\min}}^1 dz (1-z)}{\sum_{i,j} \int \frac{dx_1}{x_1} f_{i/a}(x_1) \int \frac{dx_2}{x_2} f_{j/b}(x_2) \int_{z_{\min}}^1 dz} \quad (2.7)$$

with $z_{\min} = 4p_{t\min}^2/(sx_1x_2)$. As q_{\max} depends on the energy of the colliding partons, the impact parameter distribution Eq.(2.5) will be energy dependent. The behaviour of q_{\max} with energy is shown in Fig. 4 where the upper line is the one obtained with Eq.(2.7) and the lower curve are the q_{\max} values through which the soft part $n_{\text{soft}}(b, s)$ has been calculated phenomenologically to describe pp scattering at low energy. Using these values of q_{\max} , in Fig. 4 we show the predictions of the model for pp and $\bar{p}p$ total cross-sections with GRV [21] densities.

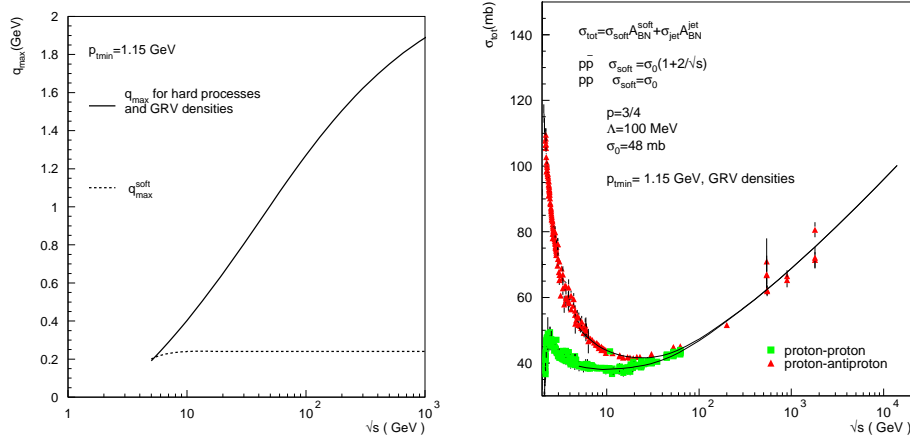


Fig. 4. At left we show the energy dependence of the maximum energy allowed to single gluon emission for hard or soft processes. At right we show pp and $\bar{p}p$ total cross-sections data compared with predictions from EMM with Bloch–Nordsieck soft gluon resummation.

The EMM model with Bloch–Nordsieck soft gluon resummation have also been applied to γp and $\gamma\gamma$ collisions. Theoretical results are compared with experimental data and shown in Fig. 5 for γp and in Fig. 6, for $\gamma\gamma$, using two different partonic densities for the photon, GRS [22] and CJKL [23].

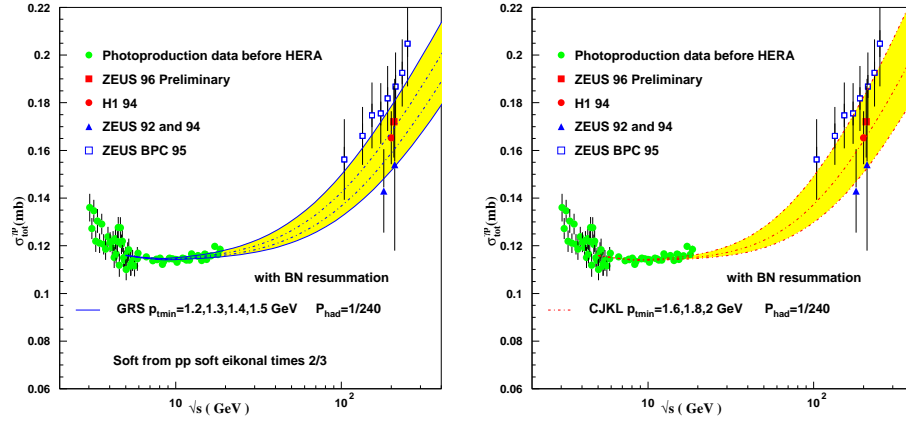


Fig. 5. We show photoproduction data compared with the soft gluon improved EMM for different values of p_{tmin} using GRS densities for the photon (at left) and CJKL densities (at right).

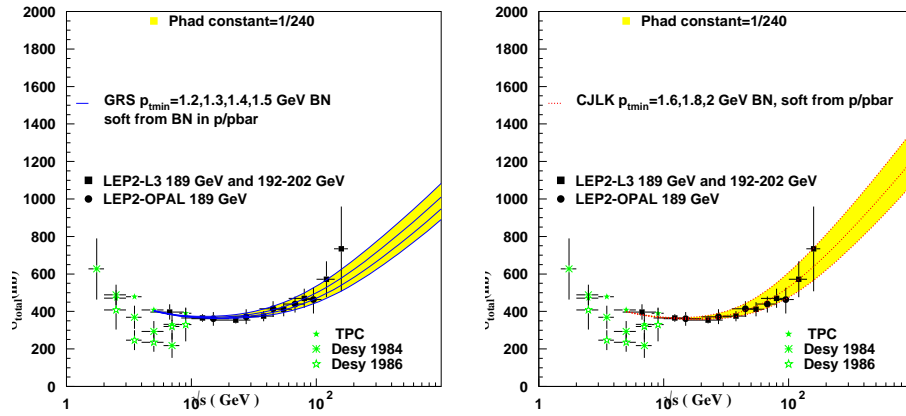


Fig. 6. We show $\gamma\gamma$ cross-section data compared with the soft gluon improved EMM using GRS photon densities (at left) and CJKL densities (at right).

3. Conclusion

In this brief survey, we have presented a comparison of our model predictions with available data for various processes. The BN resummed gluon distributions appear to describe quite adequately the rise and fall visible in the data. Experimentally, there are still significant uncertainties. Theoretically, we need a better understanding of the q_{max} parameter for the soft part.

This work was supported in part by EU Contract CEE-311. RG wishes to acknowledge the partial support of the Department of Science and Technology, India, under project number SP/S2/K-01/2000-II. AG acknowledges support from MCYT under project number FPA2003-09298-c02-01.

REFERENCES

- [1] G. Pancheri, Y.N. Srivastava, *Phys. Lett.* **B158**, 402 (1986).
- [2] A. Corsetti, A. Grau, G. Pancheri, Y.N. Srivastava, *Phys. Lett.* **B382**, 282 (1996).
- [3] A. Corsetti, R.M. Godbole, G. Pancheri, *Phys. Lett.* **B435**, 441 (1998).
- [4] A. Grau, G. Pancheri, Y.N. Srivastava, *Phys. Rev.* **D60**, 114020 (1999);
- [5] R.M. Godbole, A. Grau, G. Pancheri, Y.N. Srivastava, Invited talk at the International Workshop on QCD, Martina Franca, Italy, June, 2001 [arXiv: hep-ph/0205196]; [hep-ph/0408355].
- [6] R.M. Godbole, A. de Roeck, A. Grau, G. Pancheri, *J. High Energy Phys.* **0306**, 061 (2003) [arXiv: hep-ph/0305071].
- [7] A. Grau, S. Pacetti, G. Pancheri, Y.N. Srivastava, *Nucl. Phys. B (Proc. Suppl.)* **126**, 84 (2004).
- [8] R.M. Godbole, A. Grau, G. Pancheri, Y.N. Srivastava, *Nucl. Phys. B (Proc. Suppl.)* **126**, 94 (2004).
- [9] ZEUS Collaboration, *Phys. Lett.* **B293**, 465 (1992); *Z. Phys.* **C63**, 391 (1994); *Nucl. Phys.* **B627**, 3 (2002) [hep-ex/0202034].
- [10] H1 Collaboration, *Z. Phys.* **C69**, 27 (1995).
- [11] ZEUS Collaboration, J. Breitweg *et al.*, *Phys. Lett.* **B487**, 53 (2000) [arXiv:hep-ex/0005018].
- [12] ZEUS Collaboration (C. Ginsburg *et al.*), *Proc. 8th International Workshop on Deep Inelastic Scattering, April 2000, Liverpool*, editors: J.A. Gracey and T. Greenshaw, World Scientific, 2001.
- [13] L3 Collaboration, M. Acciarri *et al.*, *Phys. Lett.* **B408**, 450 (1997); *Phys. Lett.* **B519**, 33 (2001) [hep-ex/0102025]; L3 Collaboration, A. Csilling, *Nucl. Phys. Proc. Suppl.* **B82**, 239 (2000).
- [14] OPAL Collaboration. G. Abbiendi *et al.*, *Eur. Phys. J.* **C14**, 199 (2000).
- [15] G. Schuler, T. Sjöstrand, *Z. Phys.* **C68**, 607 (1995); *Phys. Lett.* **B376**, 193 (1996); *Z. Phys.* **C73**, 677 (1997).
- [16] M.M. Block, E.M. Gregores, F. Halzen, G. Pancheri, *Phys. Rev.* **D58**, 17503 (1998); M. Block, E.M. Gregores, F. Halzen, G. Pancheri, *Phys. Rev.* **D60**, 54024 (1999).
- [17] C. Bourelly, J. Soffer, T.T. Wu, *Mod. Phys. Lett.* **A15**, 9 (2000).
- [18] E. Gotsman, E. Levin, U. Maor, E. Naftali, *Eur. Phys. J.* **C14**, 511 (2000) [hep-ph/0001080].

- [19] J.R. Cudell *et al.*, [arXiv:hep-ph/0212101](#); *Phys. Rev. Lett.* **89**, 201801 (2002) [[arXiv:hep-ph/0206172](#)].
- [20] B. Badelek, M. Krawczyk, J. Kwiecinski, A.M. Stasto, *Phys. Rev.* **D62**, 074021 (2000); [arXiv:hep-ph/0001161](#).
- [21] M. Glück, E. Reya, A. Vogt, *Phys. Rev.* **D46**, 92 1973.
- [22] M. Glueck, E. Reya, I. Scheinbein, *Phys. Rev.* **D60**, 054019 (1999).
- [23] F. Cornet, P. Jankowski, M. Krawczyk, A. Lorca, *Phys. Rev.* **D68**, 014010 (2003) [[arXiv:hep-ph/0212160](#)].